

Software Downloads

Last Modified on 12/09/2018 9:32 am BST

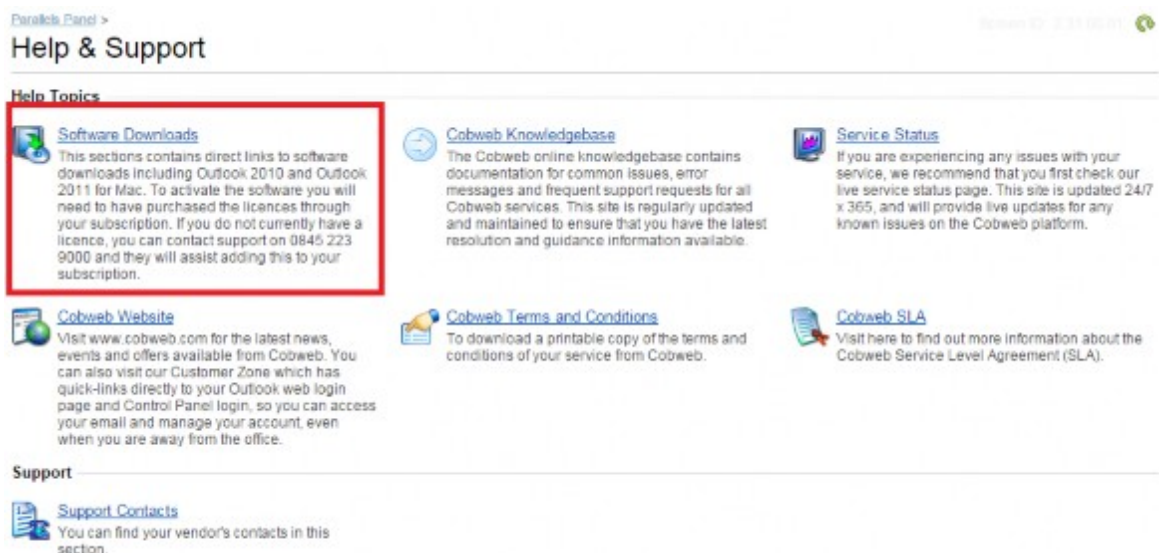
Software Downloads section

The software download section on the Control Panel has many useful downloads for email clients.









1. Log into the [Control Panel](#) and click Help & Support.



2. Click Software Downloads.



3. This will have a screen like below.

Software Downloads	
 Outlook 2016 Downloads	2 Downloads
 Outlook 2013 Downloads	4 Downloads
 Lync 2013 Downloads	2 Downloads
 Outlook 2011 for Mac Downloads	1 Download
 Outlook 2016 for Mac Downloads	2 Downloads
 Sharepoint Designer Downloads	4 Downloads
 Product Key	
 Global Relay Plugin	2 Downloads

4. This has downloads for the following email clients:

1. Outlook 2016
2. Outlook 2013
3. Lync 2013
4. Outlook 2011 for Mac
5. Outlook 2016 for Mac
6. SharePoint Designer
7. Global Relay Plugin

5. When you click one of these it will download the installer for the client. If you purchase the Outlook Client License from us this can be found on the Control Panel under Exchange. You will need to click on the user's **Display Name** and the key will show next to **Vendors Outlook Licence**. If a user doesn't have a key assigned yet this can be done by following these steps:

1. Click on a user's display name within the **Exchange** tab at the top.

2. Click edit at the bottom of the page.
 3. Tick **Outlook vendor license** to enable. (only available if you've purchased one)
 4. Click submit.
 5. The user should now have a set of codes underneath.
-